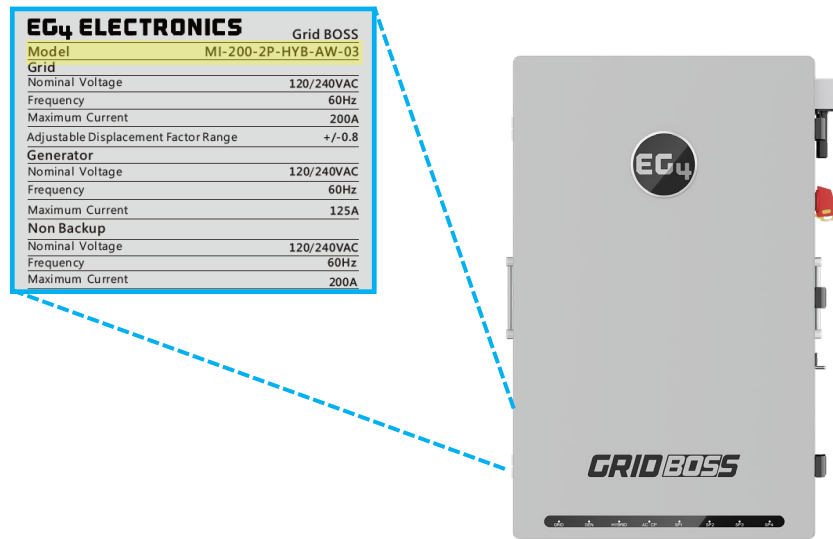


EG4® GRIDBOSS HARDWARE VERSIONING WHITEPAPER

OVERVIEW

This whitepaper helps users understand the essential differences between each GridBOSS model. It's crucial to grasp the specifics to ensure a safe and successful installation. Each GridBOSS model has a dedicated user manual that corresponds to the hardware used for that model.

The model number is on the informational sticker on the lower left side of the GridBOSS chassis.



The model number in the user manual can be found on the cover page, in the lower left corner.



©2025 EG4® ELECTRONICS, LLC. ALL RIGHTS RESERVED.
VERSION 2.0.0 | INFORMATION SUBJECT TO CHANGE WITHOUT NOTICE.
MODEL #: MI-200-2P-HYB-AW-03




WARNING:

When installing GridBOSS, verify the user manual matches the specific model number being installed. Using the wrong version of the manual may lead to compliance or certification issues, installation errors, potential harm to the installer, or possible damage to the GridBOSS and its connected components.

MODEL NUMBER DETAILS

This section highlights the supported wiring type and breakers, the approved certifications, and the essential hardware differences for each GridBOSS model.

Models: MI-200-2P-HYB-AW-01 and MI-200-2P-HYB-AW-02

ITEM	DETAILS	USER MANUAL
Supported Wiring	Copper only	
Supported Breakers*	<ul style="list-style-type: none"> BSB 2-pole breakers for hybrid, generator, and smart ports. Eaton main breaker (optional) 	
Certifications	UL1741, UL67, UL869A**, CSA C22.2#29:2015 Ed.6+U1***	

*See the user manual for a list of supported breaker models and sizes.

**When used with a 200A Eaton CSR2200N (CSR25K) main breaker, US only.


***Model MI-200-2P-HYB-AW-02 only, not certified for service entrance.



IMPORTANT:

*The hardware in a GridBOSS chassis cannot be upgraded to a later model. Model numbers **MI-200-2P-HYB-AW-01** and **MI-200-2P-HYB-AW-02** do not support Eaton 2-pole breakers or aluminum wiring within the GridBOSS chassis.*

Model: MI-200-2P-HYB-AW-03

ITEM	DETAILS	USER MANUAL
Supported Wiring	<ul style="list-style-type: none"> BSB breakers – copper only Eaton breakers – copper and aluminum Main, backup, and non-backup port lugs - copper and aluminum 	
Supported Breakers*	<ul style="list-style-type: none"> BSB 2-pole breakers for hybrid, generator, and smart ports Eaton 2-pole breakers for hybrid, generator, and smart ports Eaton main breaker (optional) 	
Certifications	UL1741, UL67, UL869A**, UL916, CSA C22.2#29:2015 Ed.6+U1***	

*See the user manual for a list of supported breaker models and sizes.

**When used with a 200A Eaton CSR2200N (CSR25K) main breaker, US only.

***Not certified for service entrance.

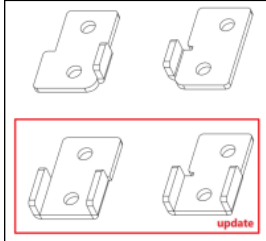


IMPORTANT:

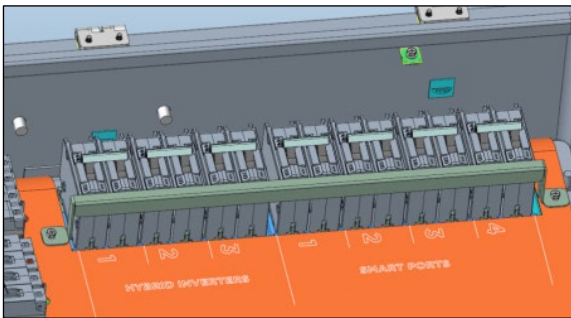
*It's essential to follow the breaker guidelines outlined in this whitepaper and the user manuals. Eaton 2-pole breakers are only supported in model **MI-200-2P-HYB-AW-03** and later. To adequately support Eaton 2-pole breakers, internal hardware changes were implemented inside the GridBOSS chassis. The form factor of Eaton 2-pole breakers will not attach with the internal hardware in models **MI-200-2P-HYB-AW-01** and **MI-200-2P-HYB-AW-02**. Model **MI-200-2P-HYB-AW-03** is backward compatible, supporting both BSB and Eaton 2-pole breakers.*

Hardware Updates

- Updated the GridBOSS internal breaker mounting plate, breaker base, and busbar to support Eaton 2-pole pluggable breakers.
- Updated the anti-twist plates for the grid lugs to prevent extra movement.



- Added a breaker bracket over the hybrid and smart port breakers.



If there are any further questions or concerns, please contact EG4® Electronics or the distributor where the hardware was purchased.



CONTACT US

support@eg4electronics.com

(903) 609-1988

www.eg4electronics.com