



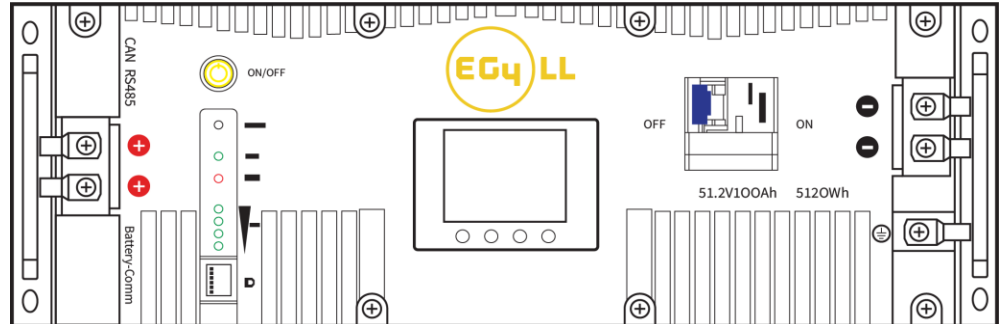
# EG4®-LL-S

## 100AH Battery

Supported  
E-Stop  
Functionality

10-Year Warranty

UL 1973 Listed  
ETL Conforms to UL  
9540A



Our EG4-LL batteries offer second to none performance and longevity. Get peace of mind knowing our batteries are designed to last for more than 7000 deep charge and discharge cycles and have a life cycle of more than 15 years with an 80% depth of discharge daily.

### On-board LCD Touch Screen

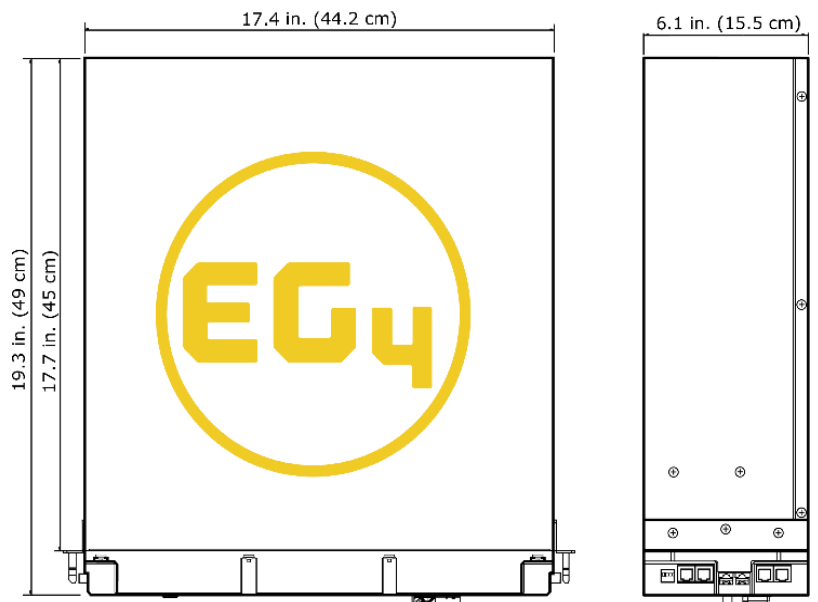
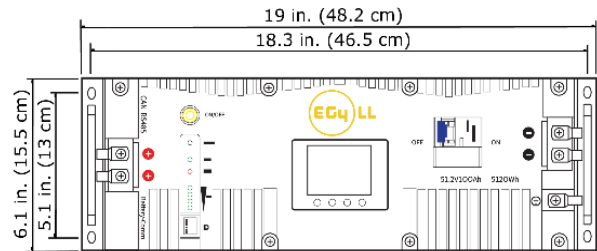
Easy to see BMS monitoring, and selectable closed-loop communications with EG4, Schneider, Sol-Ark, Victron, Growatt, Megarevo, Luxpower, and Deye inverters.

### Enhanced Safety Features

E-Stop functionality offers fail-safe operation in potentially high-risk environments. Dual On-Board fire arrestors allow for added peace of mind during operations.

### Parallel up to 64 Batteries

For maximum power, our 6 DIP switch option allows you to have 327.6 kWh while preserving BMS communications.





# EG4®-LL-S

## 100AH Battery

Module Operating Parameters			
Parameter	BMS	Recommended Setting on System	
Voltage	51.2V	/	
Capacity	100Ah	/	
Charging Voltage (Bulk/Absorb)	56.8V	56.2V (+/-0.2V)	
Float	/	54V (+/-0.2V)	
Low DC Cutoff	44.8V	47-45.6V (start high, lower as needed)	
Charging Current	100A (Max. continuous)	30-50A	
Discharging Current	100A (Max. continuous)	90A	
Environmental Parameters			
Charging Range	32° – 113°F (0°C to 45°C)		
Discharging Range	-4°F – 122°F (-20°C to 50°C)		
Storage Range	-4°F – 122°F (-20°C to 50°C)		
Ingress Protection	IP20		
Charging/ Discharging Parameters			
Charge	Spec	Delay	Recovery
Cell Voltage Protection	3.8V	1 sec	3.45V
Module Voltage Protection	60.0V	1 sec	55.2V
Over Charging Current 1	>102A	20 sec	/
Over Charging Current 2	≥120A	3 sec	/
Temperature Protection	<23°F or >158°F <-5°C or >70°C	1 sec	>32°F or <140°F >0°C or 60°C
Discharge	Spec	Delay	Recovery
Cell Voltage Protection	2.3V	1 sec	3.1V
Module Voltage Protection	44.8V	1 sec	48V
Over-Charging Current 1	>102A	30 sec	60 sec
Over-Charging Current 2	>150A	3 sec	60 sec
Short Circuit	>300A	<0.1 mS	
Temperature Protection	<-4°F or >167°F <-20°C or >75°C	1 sec	>14°F or <149°F >-10°C or <65°C
PCB Temp Protection	>221°F (>105°C)	1 sec	@ <176°F (<80°C)



# EG4®-LL-S

## 100AH Battery

General Specifications			
Parameter	Spec		Condition
Cell Balance	120mA	Passive Balance	Cell Voltage Difference >40mV
Temperature Accuracy	3%	Cycle Measurement	Measuring Range -40°F – 212°F (-40°C – 100°C)
Voltage Accuracy	0.5%	Cycle Measurement	For Cells & Module
Current Accuracy	3%	Cycle Measurement	Measuring Range -200A - 200A
SOC	5%	/	Integral Calculation
Power Consumption	Sleep & Off Mode	<300uA	Storage/Transport/Standby
Power Consumption	Operating Mode	<25mA	Charging/Discharging
Communication Ports	RS485/CAN		Can be customized
Maximum Modules in Series	1		
Maximum Modules in Parallel	64		
E-Stop Function	Yes		
Dimensions (H×W×D)	6.1 in.×19 in.×17.4 in. (15.5 cm×48.2 cm×44.2 cm)		
Weight	99.6 lbs. (45.2 kg)		
Standards and Certifications			
Module	ETL Listed to UL Standard 9540A:2019		
Cell	UL:1973		

Scan the QR code below to navigate to our downloads page for the latest versions of manuals & spec sheets!

